

Slide 1 - Welcome

Developed by:

Riley Hospital for Children  
Indiana University Health

Presented by:

INDIANA  
DEPARTMENT OF  
CHILD  
SERVICES

INDIANA UNIVERSITY  
SCHOOL OF SOCIAL WORK

# Non-Accidental Trauma in the ER:

## How to get it Right

A woman with long brown hair, wearing a black dress over a white top, stands in front of a textured grey background. She has her left hand on her hip and her right hand gesturing towards the text.

Slide notes

Welcome to the Non-Accidental Trauma in the ER: How to get it Right training. Developed by Riley Hospital for Children. Presented by the Indiana Child Welfare Education and Training Partnership.

Slide 2 - Training Video

Riley Hospital for Children  
Indiana University Health

INDIANA  
UNIVERSITY  
CHILD  
SERVICES

INDIANA UNIVERSITY  
SCHOOL OF MEDICINE

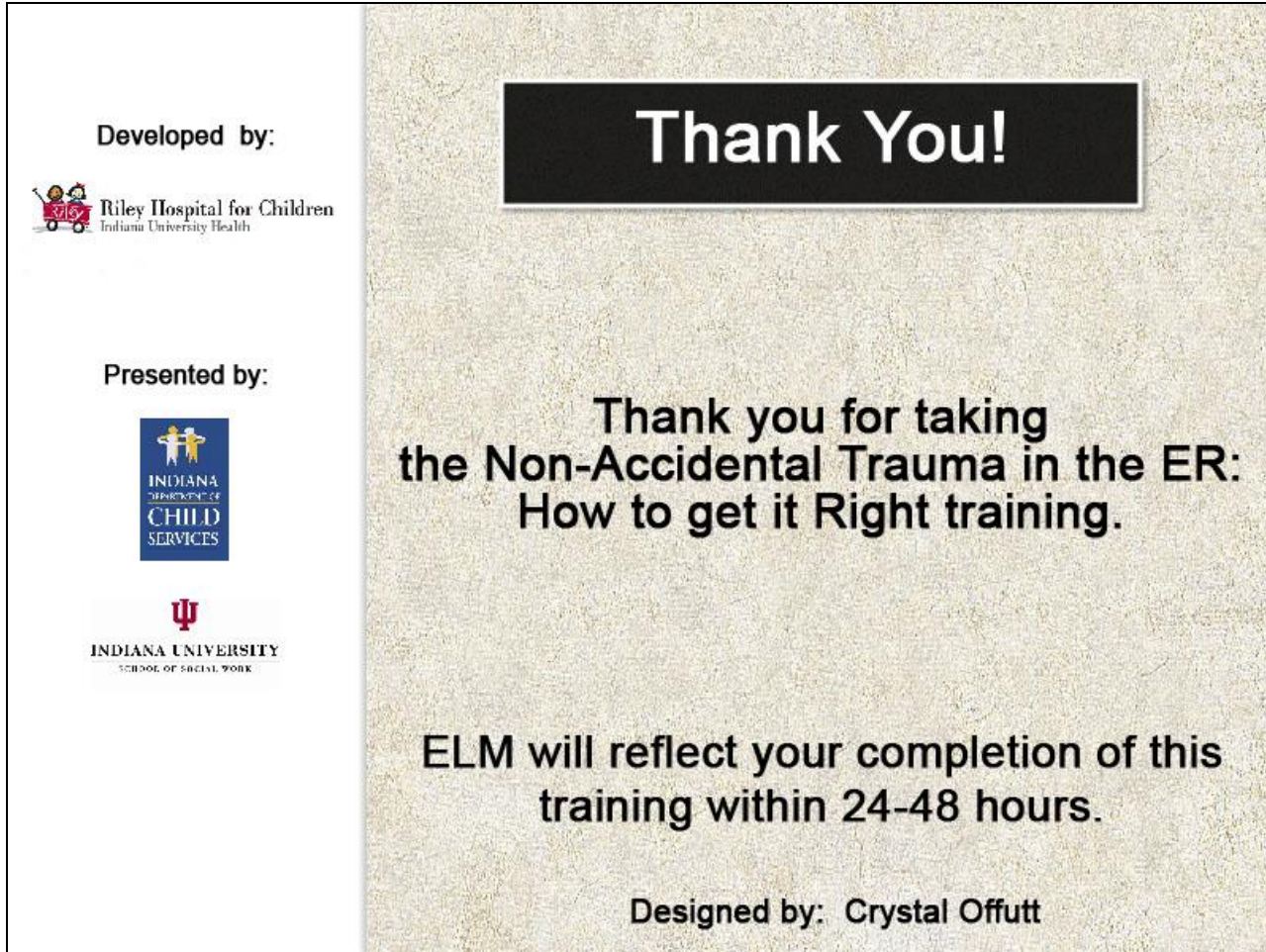
Non-Accidental Trauma  
in the ER:  
How to get it Right

NEXT


Slide notes



This slide contains audio and video content.

Slide 3 – Thank You!



The slide features a light-colored, textured background. On the left side, there is a white vertical panel containing logos and text. The main content is centered on the right side of the slide.

**Developed by:**  
 Riley Hospital for Children  
Indiana University Health

**Presented by:**  
  


**Thank You!**

**Thank you for taking  
the Non-Accidental Trauma in the ER:  
How to get it Right training.**


**ELM will reflect your completion of this  
training within 24-48 hours.**

**Designed by: Crystal Offutt**

Slide notes

Thank you for taking the Non-Accidental Trauma in the ER: How to get it Right training! ELM will reflect your completion of this training within 24-48 hours. Developed by Riley Hospital for Children. Presented by the Indiana Child Welfare Education and Training Partnership.

**Slide 4 - Exit Slide**



**Slide notes**

No audio on this slide.